



Kū, Pū, Kupu!

☆ Whakamahukitanga

He rauemi tēnei mā te kaiako reo Māori. He pūkei kāri hei tāpiri atu ki te rauemi 'Kū, Pū, Kupu'. Whakamahia hei āwhina i te ako kupu hou, ka mutu i te ako i te reo. E toru ngā momo kupu i tēnei pūkei e hāngai ana ki te 'kai'. Ehara ēnei kupu i te kupu auau te puta, ā, ka wero i te hinengaro. Ko te kupu āhua te momo tuatahi, hei whakaahua i te āhua o te kai. He tūingoa te momo tuarua, ā, he kupu mahi te momo kupu tuatoru.

Kua puta ēnei kupu i 'A Modern Māori Picture Dictionary: He Papakupu Whakaahua mā te Reo Māori o Nāianei' nā Katerina Mataira, me 'Te Aka Māori-English, English-Māori Dictionary and Index' nā John C. Moorfield.

Kāti, kei a koe mēnā ka whakawhenuhia tēnei pūkei ki tētahi atu pūkei, ka waiho rānei kia wehe kē. Ahakoa tāu e whiriwhiri ai, me maumahara e wana ai te ako, me ngahau te tuku!

☆ Overview

This resource is for teachers of te reo Māori. It is a new pack of cards, created as part of the 'Kū, Pū, Kupu' resource pack. Use the cards to support building vocabulary and language learning.

The pack contains three types of words all about 'food'.

1

They are not very common words and will challenge the learner. The first type are descriptive words, used to describe food. The second are nouns, and the third are verbs.

The words have been taken from 'A Modern Māori Picture Dictionary: He Papakupu Whakaahua mā te Reo Māori o Nāianei' by Katerina Mataira, and from 'Te Aka Māori-English, English-Māori Dictionary and Index' by John C Moorfield.

It's over to you if you decide to mix this new edition with other cards or use separately. But, whatever you decide, remember... to excite and engage learners, make learning fun!

☆ Hei Whakamahinga | Suggestions for Use

In pairs or small groups:

1. **Kupu + Kupu:** Group cards by type i.e., all kupu āhua together, all kupu ingoa etc. Students take turns to select a word from each type to create a sentence. (Challenge: Use cards from the whole pack to create a short story)

2. **Memory:** Create a set of picture cards for the pack. Place kupu and pictures face down on a flat surface and mix. Students take turns to turn over cards and match kupu with the corresponding pictures to make pairs. The student with the most pairs, wins!

2



3. **Alpha Ladder:** Use an Alpha Ladder to support students' dictionary skills in explaining the meaning of a word and finding synonyms. Enlarge for the classroom wall. Encourage students to add any new 'kai' kupu they learn. For an example, go to: www.akopanuku.tki.org.nz/kupu

4. **Flash Cards:** Create a set of online flash cards to check students' retention, or use an online games app to create a fun quiz based on the new words.

5. **Pictionary:** Designate one student in each group as the 'drawer'. The drawers view a randomly selected word and return to their groups to draw an image that represents the word. The teammates then attempt to guess the word. It is a good idea to rotate the drawer, so all members get a turn, (best suited for the 'kupu ingoa').

6. **Boardgame:** Create a board game to challenge students. Add spaces for questions and other activities to check their understanding of new kupu. For example, He aha te tikanga o te kupu 'kakukaku'? or He aha te kupu mō 'noodles'? Add 'Miss a Turn' and 'Move Ahead 2 Spaces' to make it fun! The first player to reach the end wins. For an example, go to: www.akopanuku.tki.org.nz/kupu

3







spicy



mash



slimy



mince

pūhahana

penupenu

hāwaniwani

kōnatunatu

spicy



mash



slimy



mince



tasty



salty



chewy



barbecue

namunamuā

totetote

kākatikati

rorerore

tasty



salty



chewy



barbecue







sour



ripe



sweet



boil

mata

maoa

āwenevene

kōhua



raw



ripe



sweet



boil



sour



savoury



bland



crispy

kawa

mōkarakara

mākihakiha

pakapaka



sour



savoury



bland



crispy



rotten

juicy

abundance

burnt

pirau

waiwai

humi

wera

rotten

juicy

abundance

burnt

frothy

hard

soft, almost liquid

delicious

pāhukahuka

mārō

kūteretere

reka



frothy

hard

soft, almost liquid

delicious





Kū, Pū, Kupu!

☆ Whakamahukitanga

He rauemi tēnei mā te kaiako reo Māori. He pūkei kāri hei tāpiri atu ki te rauemi 'Kū, Pū, Kupu!'. Whakamahia hei āwhina i te ako kupu hou, ka mutu i te ako i te reo. E toru ngā momo kupu i tēnei pūkei e hāngai ana ki te 'kai'. Ehara ēnei kupu i te kupu auau te puta, ā, ka wero i te hinengaro. Ko te kupu āhua te momo tuatahi, hei whakaahua i te āhua o te kai. He tūingoa te momo tuarua, ā, he kupu mahi te momo kupu tuatoru.

Kua puta ēnei kupu i 'A Modern Māori Picture Dictionary: He Papakupu Whakaahua mā te Reo Māori o Nāianei' nā Katerina Mataira, me 'Te Aka Māori-English, English-Māori Dictionary and Index' nā John C. Moorfield.

Kāti, kei a koe mēnā ka whakawhenuhia tēnei pūkei ki tētahi atu pūkei, ka waiho rānei kia wehe kē. Ahakoa tāu e whiriwhiri ai, me maumahara e wana ai te ako, me ngahau te tukui.

☆ Overview

This resource is for teachers of te reo Māori. It is a new pack of cards, created as part of the 'Kū, Pū, Kupu' resource pack. Use the cards to support building vocabulary and language learning.

The pack contains three types of words all about 'food'.

①

They are not very common words and will challenge the learner. The first type are descriptive words, used to describe food. The second are nouns, and the third are verbs.

The words have been taken from 'A Modern Māori Picture Dictionary: He Papakupu Whakaahua mā te Reo Māori o Nāianei' by Katerina Mataira, and from 'Te Aka Māori-English, English-Māori Dictionary and Index' by John C Moorfield.

It's over to you if you decide to mix this new edition with other cards or use separately. But, whatever you decide, remember... to excite and engage learners, make learning fun!



☆ Hei Whakamahinga | Suggestions for Use

In pairs or small groups:

1. **Kupu + Kupu:** Group cards by type i.e., all kupu āhua together, all kupu ingoa etc. Students take turns to select a word from each type to create a sentence. (Challenge: Use cards from the whole pack to create a short story)

2. **Memory:** Create a set of picture cards for the pack. Place kupu and pictures face down on a flat surface and mix. Students take turns to turn over cards and match kupu with the corresponding pictures to make pairs. The student with the most pairs, wins!

②



3. **Alpha Ladder:** Use an Alpha Ladder to support students' dictionary skills in explaining the meaning of a word and finding synonyms. Enlarge for the classroom wall. Encourage students to add any new 'kai' kupu they learn. For an example, go to: www.akopanuku.tki.org.nz/kupu

4. **Flash Cards:** Create a set of online flash cards to check students' retention, or use an online games app to create a fun quiz based on the new words.

5. **Pictionary:** Designate one student in each group as the 'drawer'. The drawers view a randomly selected word and return to their groups to draw an image that represents the word. The teammates then attempt to guess the word. It is a good idea to rotate the drawer, so all members get a turn, (best suited for the 'kupu ingoa').


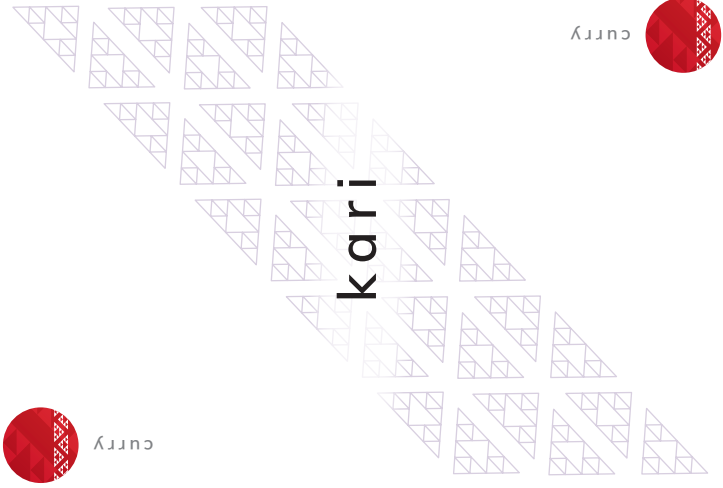






6. **Boardgame:** Create a board game to challenge students. Add spaces for questions and other activities to check their understanding of new kupu. For example, He aha te tikanga o te kupu 'kakukaku'? Or He aha te kupu mō 'noodles'? Add 'Miss a Turn' and 'Move Ahead 2 Spaces' to make it fun! The first player to reach the end wins. For an example, go to: www.akopanuku.tki.org.nz/kupu

③











Te Kāhui Kaiako Reo Māori
ME RAMANGAIRA TE AKO MO TE ORANGA TONUTANGA O TE REO
www.akopanuku.tki.org.nz/kupu






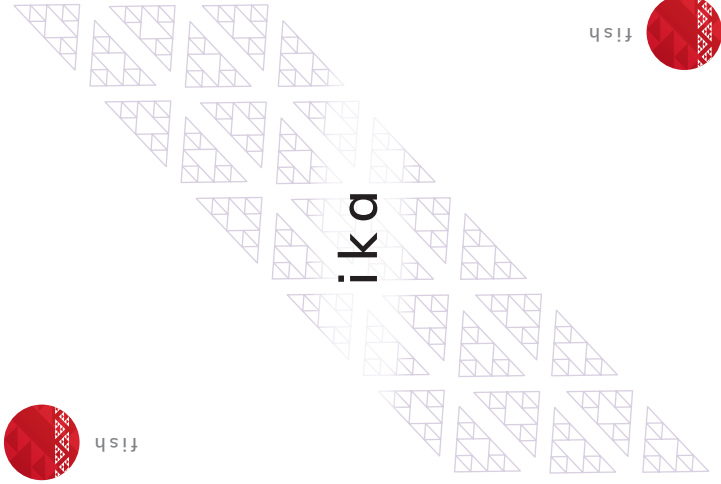










taco




ika




melon




corn




lemon



ice cream



peach



milkshake



taco



fish



melon



corn



lemon



ice cream



peach



milkshake





cut



Kū, Pū, Kupu!

☆ Whakamahukitanga

He rauemi tēnei mā te kaiako reo Māori. He pūkei kāri hei tāpiri atu ki te rauemi 'Kū, Pū, Kupu'. Whakamahia hei āwhina i te ako kupu hou, ka mutu i te ako i te reo. E toru ngā momo kupu i tēnei pūkei e hāngai ana ki te 'kai'. Ehara ēnei kupu i te kupu auau te puta, ā, ka wero i te hinengaro. Ko te kupu āhua te momo tuatahi, hei whakaahua i te āhua o te kai. He tūingoa te momo tuarua, ā, he kupu mahi te momo kupu tuatoru.

Kua puta ēnei kupu i 'A Modern Māori Picture Dictionary: He Papakupu Whakaahua mā te Reo Māori o Nāianei' nā Katerina Mataira, me 'Te Aka Māori-English, English-Māori Dictionary and Index' nā John C. Moorfield.

Kāti, kei a koe mēnā ka whakawhenuhia tēnei pūkei ki tētahi atu pūkei, ka waiho rānei kia wehe kē. Ahakoa tāu e whiriwhiri ai, me maumahara e wana ai te ako, me ngahau te tuku!

☆ Overview

This resource is for teachers of te reo Māori. It is a new pack of cards, created as part of the 'Kū, Pū, Kupu' resource pack. Use the cards to support building vocabulary and language learning.

The pack contains three types of words all about 'food'.

1

cut



tapahi

They are not very common words and will challenge the learner. The first type are descriptive words, used to describe food. The second are nouns, and the third are verbs.

The words have been taken from 'A Modern Māori Picture Dictionary: He Papakupu Whakaahua mā te Reo Māori o Nāianei' by Katerina Mataira, and from 'Te Aka Māori-English, English-Māori Dictionary and Index' by John C Moorfield.

It's over to you if you decide to mix this new edition with other cards or use separately. But, whatever you decide, remember... to excite and engage learners, make learning fun!

☆ Hei Whakamahinga | Suggestions for Use

In pairs or small groups:

1. **Kupu + Kupu:** Group cards by type i.e., all kupu āhua together, all kupu ingoa etc. Students take turns to select a word from each type to create a sentence. (Challenge: Use cards from the whole pack to create a short story)

2. **Memory:** Create a set of picture cards for the pack. Place kupu and pictures face down on a flat surface and mix. Students take turns to turn over cards and match kupu with the corresponding pictures to make pairs. The student with the most pairs, wins!

2



3. **Alpha Ladder:** Use an Alpha Ladder to support students' dictionary skills in explaining the meaning of a word and finding synonyms. Enlarge for the classroom wall. Encourage students to add any new 'kai' kupu they learn. For an example, go to: www.akopanuku.tki.org.nz/kupu

4. **Flash Cards:** Create a set of online flash cards to check students' retention, or use an online games app to create a fun quiz based on the new words.

5. **Pictionary:** Designate one student in each group as the 'drawer'. The drawers view a randomly selected word and return to their groups to draw an image that represents the word. The teammates then attempt to guess the word. It is a good idea to rotate the drawer, so all members get a turn, (best suited for the 'kupu ingoa').

6. **Boardgame:** Create a board game to challenge students. Add spaces for questions and other activities to check their understanding of new kupu. For example, He aha te tikanga o te kupu 'kakukaku'? or He aha te kupu mō 'noodles'? Add 'Miss a Turn' and 'Move Ahead 2 Spaces' to make it fun! The first player to reach the end wins. For an example, go to: www.akopanuku.tki.org.nz/kupu

3



Te Kāhui Kaiako Reo Māori
ME RAMANGAIRA TE AKO MŌ TE ORANGA TONUTANGA O TE REO
akopanuku.tki.org.nz/kupu







mix



fry



stir



slice

whakaranu

parai

kōrori

kōripi

mix



fry



stir




slice



beat



cook



grate



peel

tāwhiuwhiu

tunu

waruwaru

tīhore

beat



cook



grate



peel







prepare



barbecue spread



whip



pour

whakarite

pani

koheri

riringi

prepare



spread



whip



pour



put in



stack, layer



melt



knead



put in



hoatu

whakapipi

whakarewa

poke

put in



stack, layer



melt



knead







squeeze



gather



preserve



boil

kōtētē

kohikohi

rokiroki

pāera

squeeze



gather



preserve



clean, wash

boil



dice



harvest



clean, wash



cook

boil



kotikoti

hauhake

horoi

tao

dice



harvest



clean, wash



cook



