

## Kū, Pū, Kupu!

### ☆ Whakamahukitanga

He rauemi tēnei mā te kaiako reo Māori. He pūkei kāri hei tāpiri atu ki te rauemi 'Kū, Pū, Kupu!'. Whakamahia hei āwhina i te ako kupu hou, ka mutu i te ako i te reo. E toru ngā momo kupu i tēnei pūkei e hāngai ana ki te 'kai'. Ehara ēnei kupu i te kupu auau te puta, ā, ka wero i te hinengaro. Ko te kupu āhua te momo tuatahi, hei whakaahua i te āhua o te kai. He tūingoa te momo tuarua, ā, he kupu mahi te momo kupu tuatoru.

Kua puta ēnei kupu i 'A Modern Māori Picture Dictionary: He Papakupu Whakaahua mā te Reo Māori o Nāianei' nā Katerina Mataira, me 'Te Aka Māori-English, English-Māori Dictionary and Index' nā John C. Moorfield.

Kāti, kei a koe mēnā ka whakawhenuhia tēnei pūkei ki tētahi atu pūkei, ka waiho rānei kia wehe kē. Ahakoa tāu e whiriwhiri ai, me maumahara e wana ai te ako, me ngahau te tukui.

### ☆ Overview

This resource is for teachers of te reo Māori. It is a new pack of cards, created as part of the 'Kū, Pū, Kupu!' resource pack. Use the cards to support building vocabulary and language learning.

The pack contains three types of words all about 'food'.

①

**3. Alpha Ladder:** Use an Alpha Ladder to support students' dictionary skills in explaining the meaning of a word and finding synonyms. Enlarge for the classroom wall. Encourage students to add any new 'kai' kupu they learn. For an example, go to [www.akopanuku.tki.org.nz/kupu](http://www.akopanuku.tki.org.nz/kupu)

**4. Flash Cards:** Create a set of online flash cards to check students' retention, or use an online games app to create a fun quiz based on the new words.

**5. Pictionary:** Designate one student in each group as the 'drawer'. The drawers view a randomly selected word and return to their groups to draw an image that represents the word. The teammates then attempt to guess the word. It is a good idea to rotate the drawer, so all members get a turn, (best suited for the 'kupu ingoa').

**6. Boardgame:** Create a board game to challenge students. Add spaces for questions and other activities to check their understanding of new kupu. For example, He aha te tikanga o te kupu 'kakukaku'? Or He aha te kupu mō 'noodles'? Add 'Miss a Turn' and 'Move Ahead 2 Spaces' to make it fun! The first player to reach the end wins. For an example, go to [www.akopanuku.tki.org.nz/kupu](http://www.akopanuku.tki.org.nz/kupu)

③

They are not very common words and will challenge the learner. The first type are descriptive words, used to describe food. The second are nouns, and the third are verbs.

The words have been taken from 'A Modern Māori Picture Dictionary: He Papakupu Whakaahua mā te Reo Māori o Nāianei' by Katerina Mataira, and from 'Te Aka Māori-English, English-Māori Dictionary and Index', by John C Moorfield.

It's over to you if you decide to mix this new edition with other cards or use separately. But, whatever you decide, remember... to excite and engage learners, make learning fun!



### ☆ Hei Whakamahinga | Suggestions for Use

In pairs or small groups:

**1. Kupu + Kupu:** Group cards by type i.e., all kupu āhua together, all kupu ingoa etc. Students take turns to select a word from each type to create a sentence. (Challenge: Use cards from the whole pack to create a short story)

**2. Memory:** Create a set of picture cards for the pack. Place kupu and pictures face down on a flat surface and mix. Students take turns to turn over cards and match kupu with the corresponding pictures to make pairs. The student with the most pairs, wins!

②





mince

barbecue

slimy

chewy

mash

salty

spicy

tasty



boil

crispy

sweet


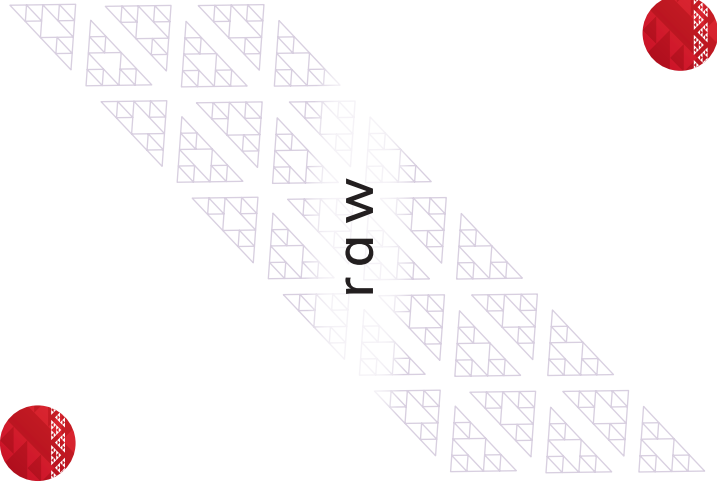

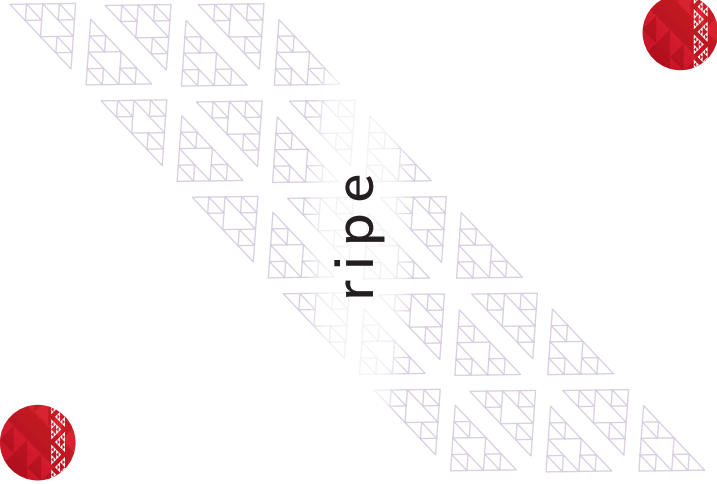




bland

ripe

savoury

raw

sour





burnt

abundance

juicy


rotten

delicious

soft, almost  
liquid

hard

frothy







## Kū, Pū, Kupu!

### ☆ Whakamahukitanga

He rauemi tēnei mā te kaiako reo Māori. He pūkei kāri hei tāpiri atu ki te rauemi 'Kū, Pū, Kupu!'. Whakamahia hei āwhina i te ako kupu hou, ka mutu i te ako i te reo. E toru ngā momo kupu i tēnei pūkei e hāngai ana ki te 'kai'. Ehara ēnei kupu i te kupu auau te puta, ā, ka wero i te hinengaro. Ko te kupu āhua te momo tuatahi, hei whakaahua i te āhua o te kai. He tūingoa te momo tuarua, ā, he kupu mahi te momo kupu tuatoru.

Kua puta ēnei kupu i 'A Modern Māori Picture Dictionary: He Papakupu Whakaahua mā te Reo Māori o Nāianei' nā Katerina Mataira, me 'Te Aka Māori-English, English-Māori Dictionary and Index' nā John C. Moorfield.

Kāti, kei a koe mēnā ka whakawhenuhia tēnei pūkei ki tētahi atu pūkei, ka waiho rānei kia wehe kē. Ahakoa tāu e whiriwhiri ai, me maumahara e wana ai te ako, me ngahau te tuku!

### ☆ Overview

This resource is for teachers of te reo Māori. It is a new pack of cards, created as part of the 'Kū, Pū, Kupu!' resource pack. Use the cards to support building vocabulary and language learning.

The pack contains three types of words all about 'food'.

①

**3. Alpha Ladder:** Use an Alpha Ladder to support students' dictionary skills in explaining the meaning of a word and finding synonyms. Enlarge for the classroom wall. Encourage students to add any new 'kai' kupu they learn. For an example, go to [www.akopanuku.tki.org.nz/kupu](http://www.akopanuku.tki.org.nz/kupu)

**4. Flash Cards:** Create a set of online flash cards to check students' retention, or use an online games app to create a fun quiz based on the new words.

**5. Pictionary:** Designate one student in each group as the 'drawer'. The drawers view a randomly selected word and return to their groups to draw an image that represents the word. The teammates then attempt to guess the word. It is a good idea to rotate the drawer, so all members get a turn, (best suited for the 'kupu ingoa').

**6. Boardgame:** Create a board game to challenge students. Add spaces for questions and other activities to check their understanding of new kupu. For example, He aha te tikanga o te kupu 'kakukaku'? Or He aha te kupu mō 'noodles'? Add 'Miss a Turn' and 'Move Ahead 2 Spaces' to make it fun! The first player to reach the end wins. For an example, go to [www.akopanuku.tki.org.nz/kupu](http://www.akopanuku.tki.org.nz/kupu)

③

They are not very common words and will challenge the learner. The first type are descriptive words, used to describe food. The second are nouns, and the third are verbs.

The words have been taken from 'A Modern Māori Picture Dictionary: He Papakupu Whakaahua mā te Reo Māori o Nāianei' by Katerina Mataira, and from 'Te Aka Māori-English, English-Māori Dictionary and Index', by John C Moorfield.

It's over to you if you decide to mix this new edition with other cards or use separately. But, whatever you decide, remember... to excite and engage learners, make learning fun!



### ☆ Hei Whakamahinga | Suggestions for Use

In pairs or small groups:


**1. Kupu + Kupu:** Group cards by type i.e., all kupu āhua together, all kupu ingoa etc. Students take turns to select a word from each type to create a sentence. (Challenge: Use cards from the whole pack to create a short story)

**2. Memory:** Create a set of picture cards for the pack. Place kupu and pictures face down on a flat surface and mix. Students take turns to turn over cards and match kupu with the corresponding pictures to make pairs. The student with the most pairs, wins!


②









meat




chicken



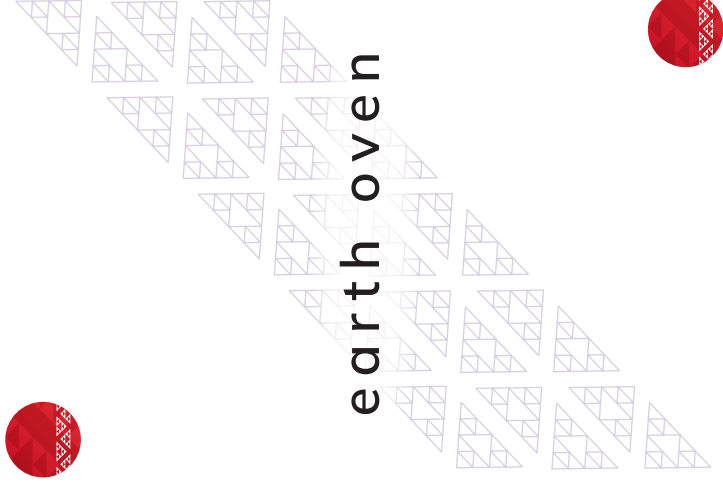
eel




pancake




watercress



earth oven




curry




mutton bird

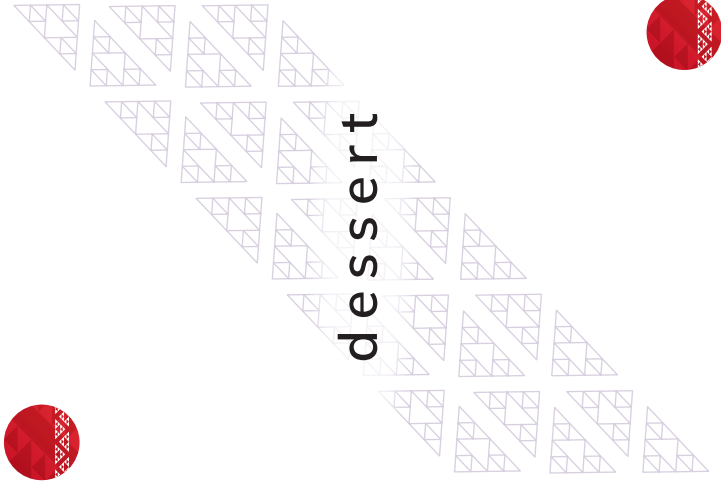




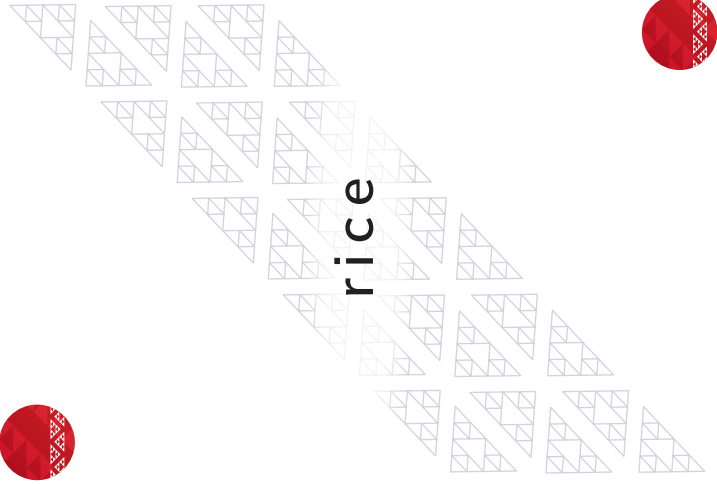
potato




French fries




dessert




rice




plum



noodles



vegetables



hamburger



taco

lemon

fish


ice cream

melon

peach

corn

milkshake







## Kū, Pū, Kupu!

### ☆ Whakamahukitanga

He rauemi tēnei mā te kaiako reo Māori. He pūkei kāri hei tāpiri atu ki te rauemi 'Kū, Pū, Kupu!'. Whakamahia hei āwhina i te ako kupu hou, ka mutu i te ako i te reo. E toru ngā momo kupu i tēnei pūkei e hāngai ana ki te 'kai'. Ehara ēnei kupu i te kupu auau te puta, ā, ka wero i te hinengaro. Ko te kupu āhua te momo tuatahi, hei whakaahua i te āhua o te kai. He tūngoa te momo tuarua, ā, he kupu mahi te momo kupu tuatoru.

Kua puta ēnei kupu i 'A Modern Māori Picture Dictionary: He Papakupu Whakaahua mā te Reo Māori o Nāianei' nā Katerina Mataira, me 'Te Aka Māori-English, English-Māori Dictionary and Index' nā John C Moorfield.

Kāti, kei a koe mēnā ka whakawhenuhia tēnei pūkei ki tētahi atu pūkei, ka waiho rānei kia wehe kē. Ahakoa tāu e whiriwhiri ai, me maumahara e wana ai te ako, me ngahau te tuku!

### ☆ Overview

This resource is for teachers of te reo Māori. It is a new pack of cards, created as part of the 'Kū, Pū, Kupu!' resource pack. Use the cards to support building vocabulary and language learning.

The pack contains three types of words all about 'food'.

①

**3. Alpha Ladder:** Use an Alpha Ladder to support students' dictionary skills in explaining the meaning of a word and finding synonyms. Enlarge for the classroom wall. Encourage students to add any new 'kai' kupu they learn. For an example, go to [www.akopanuku.tki.org.nz/kupu](http://www.akopanuku.tki.org.nz/kupu)

**4. Flash Cards:** Create a set of online flash cards to check students' retention, or use an online games app to create a fun quiz based on the new words.

**5. Pictionary:** Designate one student in each group as the 'drawer'. The drawers view a randomly selected word and return to their groups to draw an image that represents the word. The teammates then attempt to guess the word. It is a good idea to rotate the drawer, so all members get a turn, (best suited for the 'kupu ingoa').

**6. Boardgame:** Create a board game to challenge students. Add spaces for questions and other activities to check their understanding of new kupu. For example, He aha te tikanga o te kupu 'kakukaku'? Or He aha te kupu mō 'noodles'? Add 'Miss a Turn' and 'Move Ahead 2 Spaces' to make it fun! The first player to reach the end wins. For an example, go to [www.akopanuku.tki.org.nz/kupu](http://www.akopanuku.tki.org.nz/kupu)

③

They are not very common words and will challenge the learner. The first type are descriptive words, used to describe food. The second are nouns, and the third are verbs.

The words have been taken from 'A Modern Māori Picture Dictionary: He Papakupu Whakaahua mā te Reo Māori o Nāianei' by Katerina Mataira, and from 'Te Aka Māori-English, English-Māori Dictionary and Index', by John C Moorfield.

It's over to you if you decide to mix this new edition with other cards or use separately. But, whatever you decide, remember... to excite and engage learners, make learning fun!


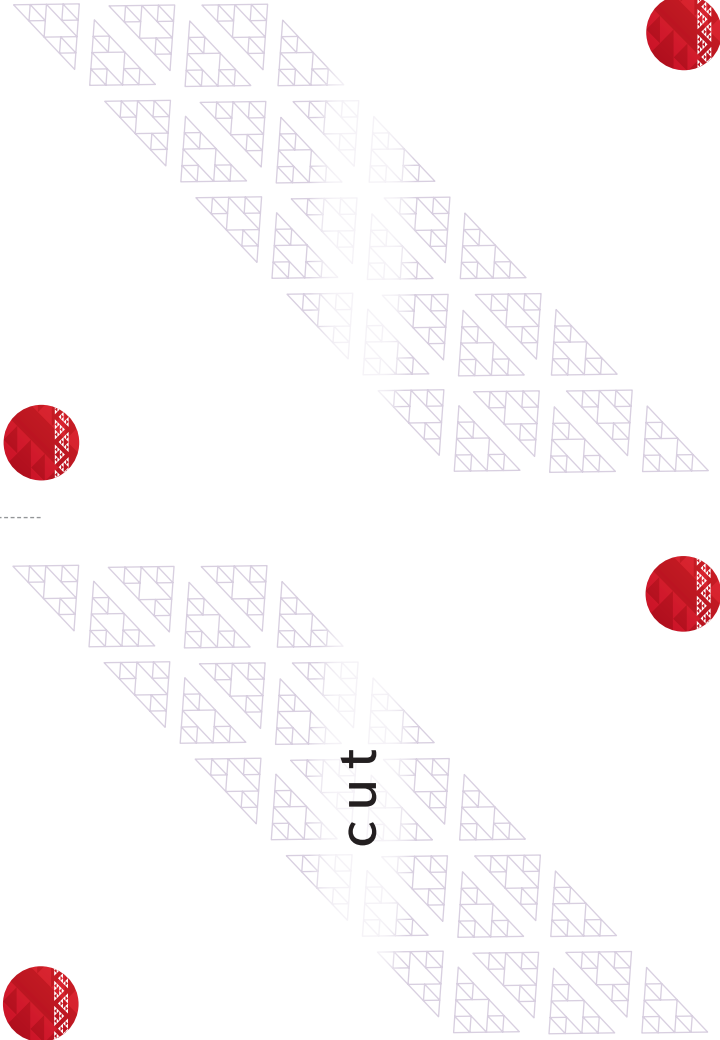
### ☆ Hei Whakamahinga | Suggestions for Use

In pairs or small groups:

**1. Kupu + Kupu:** Group cards by type i.e., all kupu āhua together, all kupu ingoa etc. Students take turns to select a word from each type to create a sentence. (Challenge: Use cards from the whole pack to create a short story)

**2. Memory:** Create a set of picture cards for the pack. Place kupu and pictures face down on a flat surface and mix. Students take turns to turn over cards and match kupu with the corresponding pictures to make pairs. The student with the most pairs, wins!

②





slice

peel

stir

grate


fry

cook


mix

beat






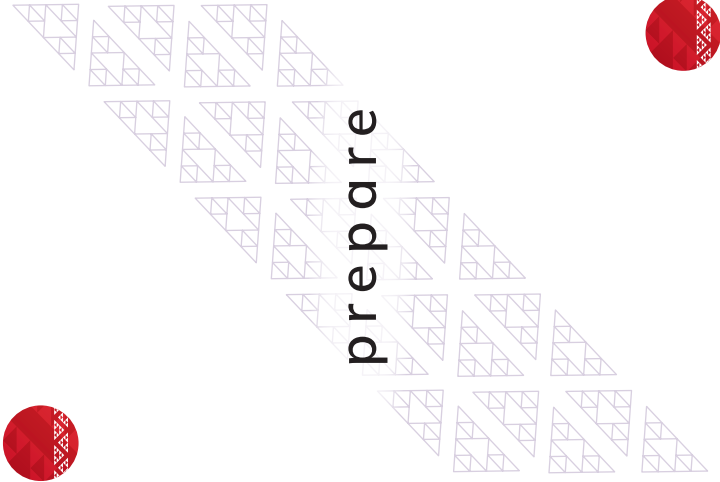
pour




whip




spread




prepare




knead



melt



stack, layer



put in





boil

cook

preserve

clean, wash

gather

harvest

squeeze

dice

