

Say It! >>> Kōrerotia!

Kōrerotia is a speaking activity that can help students to:

- reflect on their learning by responding to scenarios related to topics and concepts they have studied
- draw on their own experiences and creativity to talk about events (real or imagined), activities, or ideas.

Start by reading the [instructions for Kōrerotia! Say It!](#)

>>> Themes

This edition has two sets of cards - 9 cards in each set:

- Set 1: Images of typical home and family activities.
- Set 2: Imaginative scenarios.

>>> You will need

- A 3 x 3 grid for each group.
- A set of 9 topic cards for each grid.

>>> Variations

- Use a smaller selection of cards from a set.
- Use a mix of text and images from the 2 sets provided.

For further explanations, search *Say it!* on: Te Kete Ipurangi www.tki.org.nz or ESOL Online www.esolonline.tki.org.nz/

Kōrerotia! >>> Say It!

He rautaki tēnei e tautoko ana i ngā ākonga ki te:

- whakaaro huritao ki ā rātou mahi, ki ngā kaupapa kua akongia hoki e rātou
- whakaputa i ō rātou whakaaro ki ētahi kaupapa, ahakoa tūturu rānei pohewa rānei, i runga anō i ō rātou mōhio ki aua kaupapa.

Hei tīmatanga, pānuitia ngā [tohutohu](#) hei whakatinana ake i tēnei rautaki, i a *Kōrerotia! Say It!*

>>> Ngā Horopaki

E rua ngā kohinga kāri, ā, e 9 ngā kāri i ia kohinga:

- Kohinga 1: He whakaahua mō ngā momo mahi a te whānau i te kāinga, i wāhi kē atu rānei
- Kohinga 2: He putanga pohewa.

>>> E hiahiaitia ana

- He tukutuku 3 x 3 grid mō ia rōpū.
- E 9 katoa ngā kāri.

>>> Hei mahi anō

- Kōwhirihia ētahi o ngā kāri o tētahi kohinga hei kaupapa kōrero.
- Whakawhenumihia ētahi kāri kōrero me ētahi whakaahua – kia 9 katoa ngā kari.

Mō te roanga atu o ngā whakamārama me ētahi tauira, rapua *Say it!* i ngā paetukutuku nei:

Te Kete Ipurangi www.tki.org.nz

ESOL Online www.esolonline.tki.org.nz/

Kohinga 1

>>> NGĀ MAHI A TE WHĀNAU! | Family Activities

Tukanga

He mahi ā-rōpu tēnei.	This is a group activity.
E 9 ngā kāri i te papa nei.	There are 9 cards on the board.
He pikitia kei ia kāri.	On each card is a picture.
Ko tā ia kaikōrero he waihanga kōrero e pā ana ki te pikitia.	Each speaker creates a story related to the picture.
Kei ia kaikōrero te 30 hēkona kia āta whakaarohia tāna kaupapa kōrero, ā, e rua meneti anō kia kōrerohia tāna kaupapa. (Mā te kaiako te roanga o te wā kōrero e whiriwhiri).	Each speaker has 30 seconds to think carefully about their topic, and another two minutes to speak. (The length of speaking time to be set by the teacher).
Kia karanga atu te kaiako, 'Tīmata', ka tīmata te kaikōrero ki te kōrero mō tāna kaupapa. Kia pau atu te rua meneti, ka karanga anō te kaiako kia mutu.	When the teacher calls 'Start' the speaker begins to speak about their topic. When two minutes are up, the teacher will call to finish.
Ka pēnei tonu tae atu ki te kaikōrero whakamutunga.	Continue like this until all speakers have had a turn.










Kohinga 2

>>> POHEWATIA! | Imagine!


Tukanga

He mahi ā-rōpu tēnei.	This is a group activity.
E 9 ngā kāri i te papa nei.	There are 9 cards on the board.
Kei ia kāri tētahi kiripuaki, tētahi wāhi, me tētahi atu mea hei tāpirihanga.	On each card is a character, a place, and something else to add.
Ko tā ia kaikōrero he tuitui i ngā mea e toru kia waihangahia he kōrero paki.	Each speaker tries to use all three things to create an imaginary story.
Hei whakaaro anō, kōrerohia kia kotahi, kia rua rānei o ngā mea i te kāri hei kōrero paki.	Alternatively, use one or two things on the card to create an imaginary story.
Kei ia kaikōrero te 30 hēkona kia āta whakaarohia tāna kaupapa kōrero, ā, e rua meneti anō kia kōrerohia tāna kaupapa. (Mā te kaiako te roanga o te wā kōrero e whiriwhiri).	Each speaker has 30 seconds to think carefully about their topic, and another two minutes to speak. (The length of speaking time to be set by the teacher).
Kia karanga atu te kaiako 'Tīmata', ka tīmata te kaikōrero ki te kōrero mō tāna kaupapa. Kia pau atu te rua meneti, ka karanga atu anō te kaiako kia mutu.	When the teacher calls 'Start' the speaker begins to speak about their topic. After two minutes, the teacher indicates time is up.
Ka pēnei tonu tae atu ki te kaikōrero whakamutunga.	Continue like this until all speakers have had a turn.

Kōrerotia! >>> Say It!

	1	2	3
A			
E			
I			





Körerotia!
say it!

Körerotia!
say it!

Körerotia!
say it!

Körerotia!
say it!

Körerotia!
say it!

Körerotia!
say it!

Körerotia!
say it!

Körerotia!
say it!

Körerotia!
say it!

He taniwha weriweri

He awa riporipo

He pounamu tawhito

He tūrehu

He repo ehuehu

He poraka pukukino

He kuaia pūngāwerewere

He rākau tōtara

He kai-tope rākau

He karetao hiko

He kauwhanga

He tuatara

He tipua

He pae maunga

He tangata rongonui

He kēhua pūihi

He kāuta

He ahi kōpae

He paikea koroua

He moana nui

He kupenga

He tuna

He hōpua wai

He pāwai

He kea pākiki

He rākau kōwhai

He taonga pīataata

A ferocious taniwha

A swirling river

An ancient greenstone

A fairy

A muddy swamp

A grumpy frog

A wise, old spider

A tōtara tree

A forestry worker

A robot

A secret corridor

A tuatara

A goblin

A mountain range

A well-known person

A shy, timid ghost

A cook house

A camp fire

An ancient, humpback whale

A great ocean

A fishing net

An eel

A pool of water

A dam

An inquisitive kea

A kōwhai tree

A shiny object